

School Wide Positive Behaviour Support



At Home Handbook (6.0)

Hello from Naranga School!

Naranga School is an SWPBS school. This means that staff and students work together to make Naranga a positive place to learn and celebrate student success. We want to support you to have similar routines and expectations while students are learning from home.

Staff, carers and students are now working together as a learning community. We have four learning community expectations:



Be SAFE



Be RESPECTFUL



Be RESPONSIBLE



Be a LEARNER

All members of our school community are expected to demonstrate these values when at school or in the community with the school.





How can you connect to Naranga School while learning from home?

- Logging into Google Classrooms
 - Connecting with your classroom teacher
 - Checking Sental App and the Naranga Website
 - Whole School Digital Assembly (when they begin)
- As the term goes on, there will be more opportunities to connect with school while learning from home.

Who can go to for help?

Your homeroom teacher is your go to for help.
The best way to contact your teacher is by email, Google Classroom or by phoning the school and leaving a message.

If you need more help you can call the school office and ask them to put you in contact with:

<p>Mr Pukarinen (Principal)</p> 	<p>Mr Bacon (Assistant Principal)</p> 
<p>Mrs Nicholson (Senior Leader)</p> 	<p>Mrs Leiva (Junior Leader)</p> 

What are the behaviours we working towards while learning from home?

When engaging in learning from home, teachers will ask you to demonstrate the following behaviours. These will be taught to you in the first few weeks of learning from home.

	SAFE 	RESPECTFUL 	RESPONSIBLE 	LEARNER 
Getting ready to learn	<ul style="list-style-type: none"> -Ask for help if you need it -Stay indoors 	<ul style="list-style-type: none"> -Be quiet if others are still sleeping 	<ul style="list-style-type: none"> -Get up on time -Shower -Get dressed -Eat breakfast -Brush teeth -Charge your device 	<ul style="list-style-type: none"> -Be on time to your lesson -Have your learning space ready
While learning: Independently	<ul style="list-style-type: none"> -Sit upright -Work in a space with light 	<ul style="list-style-type: none"> -Share equipment if you have other people in your house -Use headphones 	<ul style="list-style-type: none"> -Stay on task -Take movement breaks -Turn off distractions 	<ul style="list-style-type: none"> -Have a go -Ask for help -Do your best
While Learning: With your teacher	<ul style="list-style-type: none"> -Communicate with people you know 	<ul style="list-style-type: none"> -Be patient: staff are learning new things too -Be kind -Listen 	<ul style="list-style-type: none"> -Save your work -Stay on task -Turn off distractions 	<ul style="list-style-type: none"> -Have a go -Ask for help
Online	<ul style="list-style-type: none"> -Be near a family member -Keep passwords private -Communicate with people you know 	<ul style="list-style-type: none"> -Contact Naranga during school hours -Think of other feelings when posting 	<ul style="list-style-type: none"> -Take breaks -Report unsafe things -Take care of equipment -Keep device charged 	<ul style="list-style-type: none"> -Be on time -Ask for help
After learning	<ul style="list-style-type: none"> -Log off your device 	<ul style="list-style-type: none"> -Find something to do by yourself if your family is busy 	<ul style="list-style-type: none"> -Tidy up your learning area 	<ul style="list-style-type: none"> -Finish any tasks you hadn't with your teacher

JUNIOR SCHOOL

Your parents/carers/family members will support you to join in learning set by your teacher. Sometimes your family members might have important work to do and need you to be patient. You could:



SENIOR SCHOOL

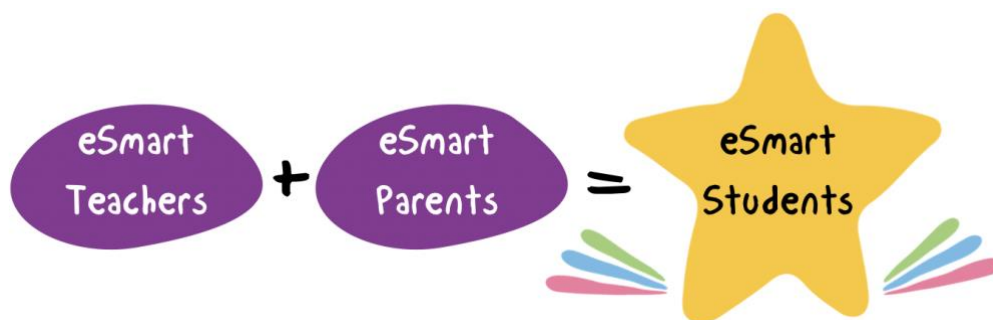
As a Senior school student, you will need to take on the responsibility for accessing your learning. This can be tricky, Naranga staff can help you. Tips for being organised:

- Have a space set up for you to learn in a supervised area
- Have what you need nearby (pencil case, notebook)
- Have your timetable nearby (will be provided by your teacher)
- Set alarms to help you be on time
- Ask for help
- Take breaks

How can we be safe online?

Being safe online is very important, especially now!

- Keep your passwords private
- Only communicate with people you know
- Use technology in a family supervised area
- Ask for help
- Think of other's feelings before posting anything
- Keep personal information private
- If something makes you uncomfortable or feel 'yucky' tell someone
- Take breaks, when learning has finished your family may ask you to take a break from technology
- Enjoy learning in a new way
- Naranga staff are working from home: school hours are still 9:00am 3:00pm. Staff will be available until 3:30pm most days.



You and your family can visit these two websites for more information:

[eSmart](#)
[eSafety](#)

How do we stay on track while learning from home?

At school we have bells to tell us to change activities and when to have a break.


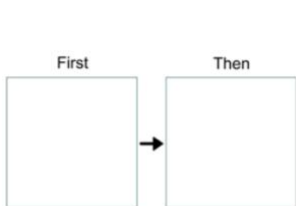
Your teacher will send a timetable for home learning. We know that every family is different so you may not be able to follow the timetable provided exactly. This is ok!! We are all going to do our best during this time.

You may use some visuals to help you know what to do next. Your family can talk to your classroom teacher about using these at home.



Junior Cycle Timetable 2019

Monday	Tuesday	Wednesday	Thursday	Friday
8:00-8:30	8:00-8:30	8:00-8:30	8:00-8:30	8:00-8:30
8:30-9:00	8:30-9:00	8:30-9:00	8:30-9:00	8:30-9:00
9:00-9:30	9:00-9:30	9:00-9:30	9:00-9:30	9:00-9:30
9:30-10:00	9:30-10:00	9:30-10:00	9:30-10:00	9:30-10:00
10:00-10:30	10:00-10:30	10:00-10:30	10:00-10:30	10:00-10:30
10:30-11:00	10:30-11:00	10:30-11:00	10:30-11:00	10:30-11:00
11:00-11:30	11:00-11:30	11:00-11:30	11:00-11:30	11:00-11:30
11:30-12:00	11:30-12:00	11:30-12:00	11:30-12:00	11:30-12:00
12:00-12:30	12:00-12:30	12:00-12:30	12:00-12:30	12:00-12:30
12:30-1:00	12:30-1:00	12:30-1:00	12:30-1:00	12:30-1:00
1:00-1:30	1:00-1:30	1:00-1:30	1:00-1:30	1:00-1:30
1:30-2:00	1:30-2:00	1:30-2:00	1:30-2:00	1:30-2:00
2:00-2:30	2:00-2:30	2:00-2:30	2:00-2:30	2:00-2:30
2:30-3:00	2:30-3:00	2:30-3:00	2:30-3:00	2:30-3:00
3:00-3:30	3:00-3:30	3:00-3:30	3:00-3:30	3:00-3:30
3:30-4:00	3:30-4:00	3:30-4:00	3:30-4:00	3:30-4:00
4:00-4:30	4:00-4:30	4:00-4:30	4:00-4:30	4:00-4:30
4:30-5:00	4:30-5:00	4:30-5:00	4:30-5:00	4:30-5:00



Screen Free Zone

These are the activities I can do

talk to someone read color or draw

How we reward and celebrate student success while learning from home?

These remain similar to what we do at school every day. They just look a bit different.

EVERY DAY:

- 'Shout Outs'

When your teacher checks in with you at home, they will share your achievements with the other teachers. Each week we will draw a virtual raffle from these names. They will be published in the school Newsletter.

EVERY WEEK:

- 'Shout Out' Raffle



EVERY MONTH:

- Aussie of the Month

EVERY TERM:

- Specialist subject awards
- Academic Achiever awards



EVERY YEAR:

- Birthday card for your birthday



Your family may reward you at home for doing your best learning.

Rewards could be:

- Choose music to listen to with the family or before bed
- Choose a game to play with the family
- A small toy or other item
- Extra computer or TV time
- Choose the main course for dinner
- A new colouring book and/or crayon
- Use coloured sidewalk chalk outdoors
- Use a special pen, pencil or marker to write or draw
- Positive, specific verbal recognition
- Have time off from helping with a task such as setting the table for dinner
- Choose a dessert for after dinner
- A positive note about the child's behaviour sent to a grandparent or special adult
- Posting work in a place of honour that is easily seen



How do we stay happy and healthy while learning from home?

If you are feeling a little funny about learning from home, you are not alone. Naranga staff want to be learning at school with you too. But right now, the safest place for us all is at home.

Here are some suggestions of what you could do if you are feeling a bit down or board:



- Draw
- Put your drawings in your window for people walking past to see
- Listen to music (sing and dance to it)
- Go for a walk (with an adult if you're young)
- Ride a bike
- Scavenger Hunt for things around your house or yard
- Craft
- Read stories (listen to people reading stories on YouTube)
- Cook with your family
- Build a tent
- Camp in your backyard
- Listen to podcasts
- Play a board game
- Have some quiet time
- Lego
- Yoga
- Talk about how you are feeling



What do you wear while learning from home?

You aren't expected to wear your uniform while learning from home. You may choose to wear it to maintain routine and help your mind be ready to learn. It is a good idea to get out of your pyjamas.

Naranga School
Learning for Life

Naranga School Uniform

navy parka or coat

summer dress or winter skirt as per Naranga pattern

navy or jade green polo shirt, t-shirt, sport polo or skivvy

navy or jade green windcheater or bomber jacket

Year 12 students can purchase a celebration polo

Term 1 and 4 students are required to wear a hat when outside

closed toes shoes

navy shorts/skirt, pants or track pants

RESPECTFUL

SAFE

LEARNER

RESPONSIBLE